

KLØVERANDEL

Visuel bedømmelse i slætmarken, hvidkløverblandinger

VEJLEDNING





Hæftet er vejrbestandigt og tages med i slætmarken til bedømmelse af kløverandel inden slæt.

Hæftet er inddelt efter slættidspunkt: 1. slæt, maj-juni og 2. slæt, juni-juli (forside) samt 3. slæt, juli-sept. og 4.-5. slæt, sept.-okt. (bagside). For hvert slættidspunkt findes en palette af sider inddelt i intervaller med forskellig kløverandel. For hvert interval er der et antal fotos, som sammenholdes med det, du ser i marken.


Når du har fundet det foto, der ligner det du ser i marken, finder du på fotoet andelen af hvidkløver af en samlet prøve, og du får herved et bud på kløverandelen i din mark. Vær opmærksom på, at der kan være tale om forskellige græsblandinger og varighed siden sidste slæt på fotos.

Kløverandelen er bestemt ved botanisk analyse med tørring og vejning. Ikke alle sider er komplette, og værktøjet kan suppleres med yderligere fotos.





4. og 5. SLÆT (sept., okt.). Kløverandel 60-70 procent



1. SLÆT (maj, juni). Kløverandel 0-10 procent



4. og 5. SLÆT (sept., okt.). Kløverandel 50-60 procent







1. SLÆT (maj, juni). Kløverandel 10-20 procent






4. og 5. SLÆT (sept., okt.). Kløverandel 40-50 procent







1. SLÆT (maj, juni). Kløverandel 20-30 procent




4. og 5. SLÆT (sept., okt.). Kløverandel 30-40 procent







1. SLÆT (maj, juni). Kløverandel 30-40 procent






4. og 5. SLÆT (sept., okt.). Kløverandel 20-30 procent







1. SLÆT (maj, juni). Kløverandel 40-50 procent




4. og 5. SLÆT (sept., okt.). Kløverandel 10-20 procent




1. SLÆT (maj, juni). Kløverandel >50 procent





4. og 5. SLÆT (sept., okt.). Kløverandel 0-10 procent







2. SLÆT (juni, juli). Kløverandel 0-10 procent






3. SLÆT (juli, september). Kløverandel >60 procent







2. SLÆT (juni, juli). Kløverandel 10-20 procent



3. SLÆT (juli, sept.). Kløverandel 50-60 procent





2. SLÆT (juni, juli). Kløverandel 20-30 procent




3. SLÆT (juli, sept.). Kløverandel 40-50 procent



2. SLÆT (juni, juli). Kløverandel 30-40 procent




3. SLÆT (juli-sept.). Kløverandel 30-40 procent







2. SLÆT (juni, juli). Kløverandel 40-50 procent




3. SLÆT (juli-sept.). Kløverandel 20-30 procent






2. SLÆT (juni, juli). Kløverandel 50-60 procent



3. SLÆT (juli-sept.). Kløverandel 10-20 procent



2. SLÆT (juni, juli). Kløverandel >60 procent



3. SLÆT (juli-sept.). Kløverandel 0-10 procent

